

## Resistance thermometer MiniTherm with threaded connection Type series GA270.

In Proud Partnership with Labom

**PAQUIN**  
SENSORS

For technical support, sales, & distribution  
within the USA & Canada

www.paquin.com | (800) 831-8217 | paquinsensors@paquin.com



SIL2

### Application area

- Water / wastewater
- General process technology
- Plant and mechanical engineering

### Features

- Resistance thermometer for invasive temperature measurement in tanks and pipes
- Pt100 directly integrated into a sensor tube
- Compact design
- High measurement accuracy
- Fast response
- Measuring resistor 1 x Pt100 or 2 x Pt100, class A
- Circular connector M12

### Options

- Approvals/Certificates
  - Ex-Schutz (ATEX/CCCEX)
  - Classification per SIL2
  - Material certificate per EN 10204-3.1
  - Calibration certificate per EN 10204-3.1
- As per UKCA regulations
- Output signal 4...20 mA via transmitter PA2430
- Output signal IO-Link V1.1 via transmitter PA2530
- Sensor tube with reduced tip Ø 4 mm

### Application

The resistance thermometer MiniTherm is suited for temperature measuring in tanks and pipes. Because of its compact design and high accuracy MiniTherm is suitable for use in a great number of technological processes.

## Technical data

### Constructional design

Design:	Pt100 directly integrated into a sensor tube, various types of process connections are available
Electrical connection:	Circular connector M12 (4-pin) Option: Circular connector M12 (8-pin) for 2 x Pt100  Further electrical connections upon request.
Working pressure:	Max. 40 bar

### Measuring insert

Design:	Sensor tube Ø 6 mm Option: Sensor tube with reduced tip Ø 4 mm Length see order code.
Measuring resistor:	<ul style="list-style-type: none"><li>■ Pt100 per EN 60751, class A 3-wire</li><li>■ Pt100 per EN 60751, class A 4-wire (3-wire bridged)</li><li>■ 2 x Pt100 per EN 60751, class A 3-wire</li></ul>
Degree of protection:	IP 67 per EN 60529

### Output signal transmitter

#### Output signal 4...20 mA :

Detailed informations about transmitter type PA2430 see product page on [www.labom.com](http://www.labom.com).

#### Output signal IO-Link V1.1:

Detailed informations about transmitter type PA2430 see product page on [www.labom.com](http://www.labom.com).

### Process connection

Design:	See order code
---------	----------------

### Material wetted parts

Material:	Stainless steel mat.-no. 1.4404 (316L)
-----------	--

### Accuracy

Pt100:	Per EN 60751, class A
Response time:	Per EN 60751, test procedure with flowing water (without transmitter) Sensor tube Ø 6 mm: $T_{90} = 5.5 \text{ s}$  Sensor tube with reduced tip Ø 4 mm: $T_{90} = 4.5 \text{ s}$

### Temperature ranges

Ambient: <sup>1</sup>	-40...85 °C
Media:	-50...200 °C
Storage: <sup>1</sup>	-40...85 °C

<sup>1</sup> Different temperature ranges for devices with transmitter (see data sheets for the types PA2430 or PA2530).

### Messumformer

Installation variants:	<ul style="list-style-type: none"><li>■ Transmitter, Type PA2430, for circular connector M12</li><li>■ Transmitter, Type PA2530 IO-Link, for circular connector M12</li></ul>
------------------------	---

### Tests and certificates

#### Ex approval

ATEX:	TÜV 08 ATEX 554093 X ⊕ II 1G Ex ia IIC T6/T5/T4 ⊕ II 2G Ex ib IIC T6/T5/T4 ⊕ II 1D Ex iaD 20 T89 °C ⊕ II 2D Ex ibD 21 T129 °C $U_i \leq 30 \text{ V}$ $P_i \leq 200 \text{ mW}$ Ci and Li are negligible small (not for devices with transmitter)
CCCEX:	CCCEX No. 2022322315004603 Ex ia IIC T6...T4 Ga Ex ib IIC T6...T4 Gb Ex ia IIIC T89 °C Da Ex ib IIIC T129 °C Db
UK:	Intrinsically safe per EN 60079-11, P5.7 simple electrical apparatus

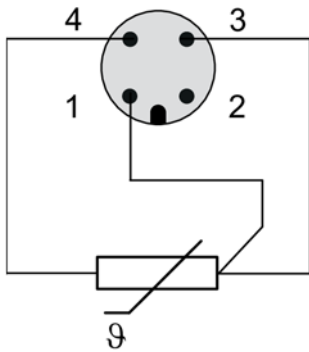
Further technical data see Ex Instructions XA\_001 (ATEX) and XA\_029 (CCCEX).

SIL2:	Functional safety: per EN 61508, classification of Pt100 sensor per SIL2, suitable transmitter upon request
-------	--

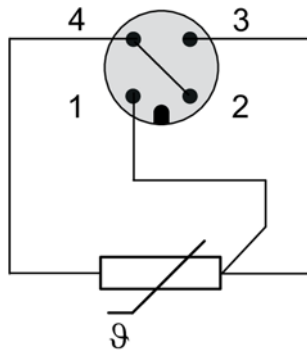
# Connection diagram

## Circular connector M12

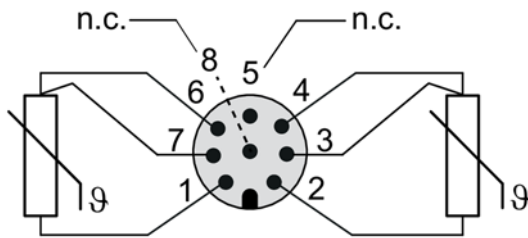
1 x Pt100, 3-wire



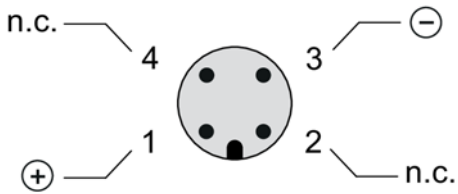
1 x Pt100, 4-wire  
(3-wire bridged)



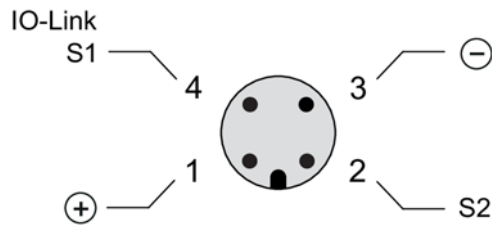
2 x Pt100, 3-wire



Transmitter  
(type series PA2430)

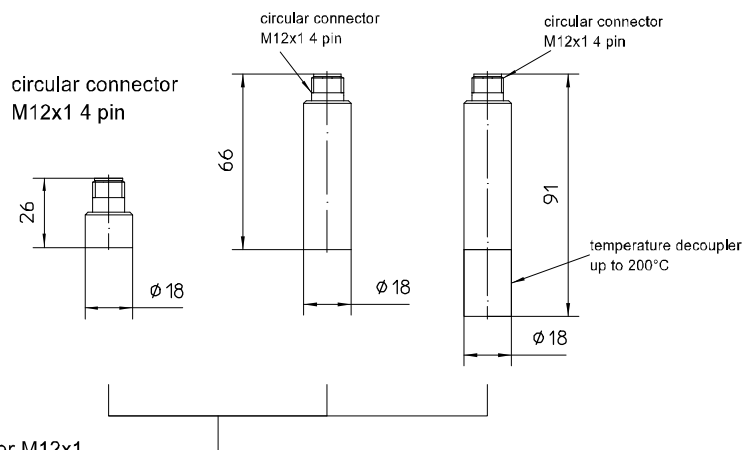


Transmitter IO-Link  
(type series PA2530)

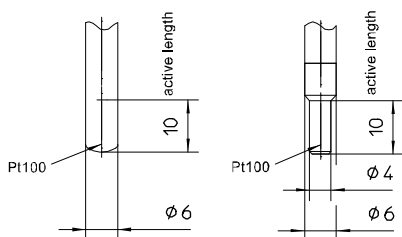
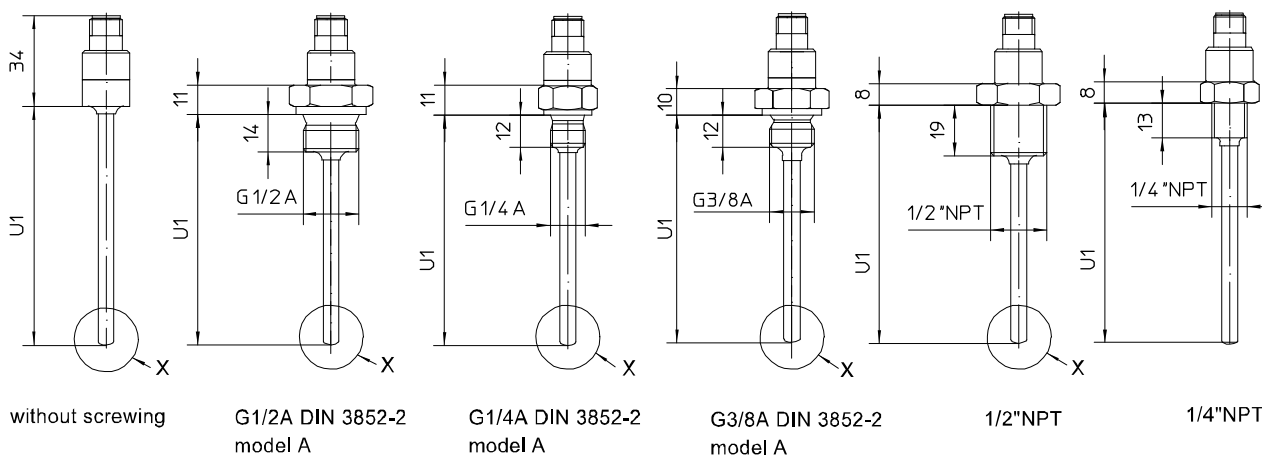


# Dimensions

design with transmitter



process connection diagramed with circular connector M12x1







design of stem

## Minimum insertion length U1

Measuring insert	for threaded connection	without screw thread
Ø 6 mm	U1 min = screw thread + 15 mm	U1 min = 15 mm
Ø 6 mm, tapered to Ø 4 mm	U1 min = screw thread + 17 mm	U1 min = 20 mm

## Order details

Resistance thermometer MiniTherm with threaded connection		
GA270 .	Resistor thermometer MiniTherm with threaded connection	
0	Ex-design	without
1		explosion protection, design see below
A3000	process connection	without screwing
A1006		G1/4 A per DIN 3852-2 Form A
A1008		G3/8 A per DIN 3852-2 Form A
A1010		G1/2 A per DIN 3852-2 Form A
A1020		1/4" NPT
A1022		1/2" NPT
C1 . . .	measuring insert	Ø 6 mm
C4 . . .		Ø 6 mm, reduced design to Ø 4 mm <sup>1</sup>
025	insertion length U1	25 mm
030		30 mm
035		35 mm
050		50 mm
100		100 mm
150		150 mm
200		200 mm
990		as in writing
G11	material	wetted parts stainless steel mat.-no 1.4404 (316L)
N2	measuring resistor	Pt100, 3-wire
N3		Pt100, 4-wire (3-wire bridged) <sup>2</sup>
N5		2 x Pt100, 3-wire <sup>1,3</sup>
T150	electrical connection	circular connector M12x1 (4-pin), IP 67
T151		circular connector M12x1 (8-pin), IP 67 <sup>4</sup>

Additional features (to be indicated in case of need, only)			
S71	Ex-marking	ATEX	 II 1G Ex ia IIC T6 /T5/T4 Ga
S72			 II 2G Ex ib IIC T6 /T5/T4 Gb
S73			 II 1D Ex ia IIIC T89 °C Da
S74			 II 2D Ex ib IIIC T129 °C Db
S100		CCCEX	Ex ia IIC T6...T4 Ga
S101			Ex ib IIC T6...T4 Gb
S102			Ex ia IIIC T89 °C Da
S103			Ex ib IIIC T129 °C Db
S52		Intrinsically safe per EN 60079-11, P5.7 simple electrical apparatus (UK)	
W1020		material certificate	per EN 10204-3.1, wetted parts
W1201	calibration certificate	per EN 10204-3.1, 5 measuring points	
W2604	functional safety per EN 61508, classification per SIL2		
W2660	as per UKCA regulations <sup>5</sup>		
Z52	transmitter with output signal 4...20 mA <sup>3,6,7</sup>	for media temperatures up to 160 °C, transmitter type PA2430	
Z53		with temperature decoupler for media temperatures up to 200 °C, transmitter type PA2430	
Z54	transmitter with output signal IO-Link V1.1 <sup>3,6,7</sup>	for media temperatures up to 160 °C, transmitter type PA2530	
Z55		with temperature decoupler for media temperatures up to 200 °C, transmitter type PA2530	

Order code (example): GA2700 - A1010 - C1050 - G11 - N2 - T150 ...

<sup>1</sup> when selecting 2 x Pt100 in 3-L in combination with tapered tip and insertion lengths U1 < 40 mm (without thread) or U1 < 54 mm (G1/2 A, G1/4 A, G3/8 A, 1/4" NPT) or U1 < 59 mm (1/2" NPT), higher measuring deviations than class A are to be expected

<sup>2</sup> not possible in combination with transmitter type PA2xxx (order code Z52, Z53, Z54 and Z55)

<sup>3</sup> not for devices with Ex-protection

<sup>4</sup> necessary for measuring resistor 2 x Pt100 (order code N5)

<sup>5</sup> not possible with thermowell systems with inside pipe diameter > 25 mm

<sup>6</sup> not for devices with classification per SIL2

<sup>7</sup> not possible with circular connector M12x1, 8-pin (order code T151)