

Pressure

Visual Indicating Sealed Piston Switch


Series C9612, C9622

Features

- ▶ Extremely long life
- ▶ Weather resistant housing
- ▶ Easy setpoint adjustment
- ▶ High reliability
- ▶ High proof pressure
- ▶ Single & dual setpoint

Applications

- ▶ Compactors & balers
- ▶ Machine tools
- ▶ Lubrication equipment
- ▶ Hydraulic presses
- ▶ Railroad
- ▶ Hydraulic power units
- ▶ Compressors
- ▶ Utility & power generation
- ▶ Metal working application



General Specifications*

| | |
|--|---|
| Electrical Characteristics: | All models incorporate Underwriters Laboratories, Inc. and CSA Listed single pole double throw snap-action switching elements |
| Accuracy: | ± 2% of the adjustable range |
| Switch: Type: | Single pole double throw (SPDT) snap action; single or dual circuit |
| Rating: | 10 amps @ 125, 250, or 480 VAC; 0.03 amps @ 250 VDC, Class B limit switch |
| Wetted Parts: Process Fitting: | Nickel plated aluminum |
| O-ring: | Buna-N (standard) |
| Piston: | 416 stainless steel |
| Enclosure: | Anodized aluminum |
| Electrical Connection: | 18" free leads (terminal block on "T" model) |
| Enclosure Ratings: | NEMA 3 |
| Pressure Connection: | 1/4" - 18 NPT female |

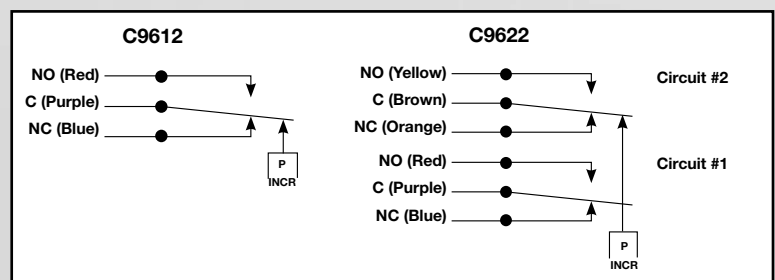
| | |
|--|--|
| Approvals: UL/CSA (optional): | UL File E42816 Class 3231 02, File No. 022355-0-000 |
| Temperature Range: Operating: | -20° to +165°F (-29° to +74°C) |
| Storage: | -40° to +200°F (-40 °to +93°C) |
| Adjustment Instructions: | With screwdriver, turn adjustment screw counterclockwise to increase and clockwise to decrease the actuation point. |
| Options: | -UL/CSA approval (maximum rating of 300 VAC) -Factory Pre-set -Cleaned for oxygen service -Alternate O-ring materials |
| Shipping Weight: C9612 Models: | 2.5 lbs. approximate |
| C9622 Models: | 3.0 lbs. approximate |
| TC9622 Models | 3.5 lbs. approximate |

* See product configurator for additional options.

Wiring Code

| Lead | Circuit #1 | Circuit #2 |
|-----------------|------------|------------|
| Normally Closed | Blue | Orange |
| Common | Purple | Brown |
| Normally Open | Red | Yellow |

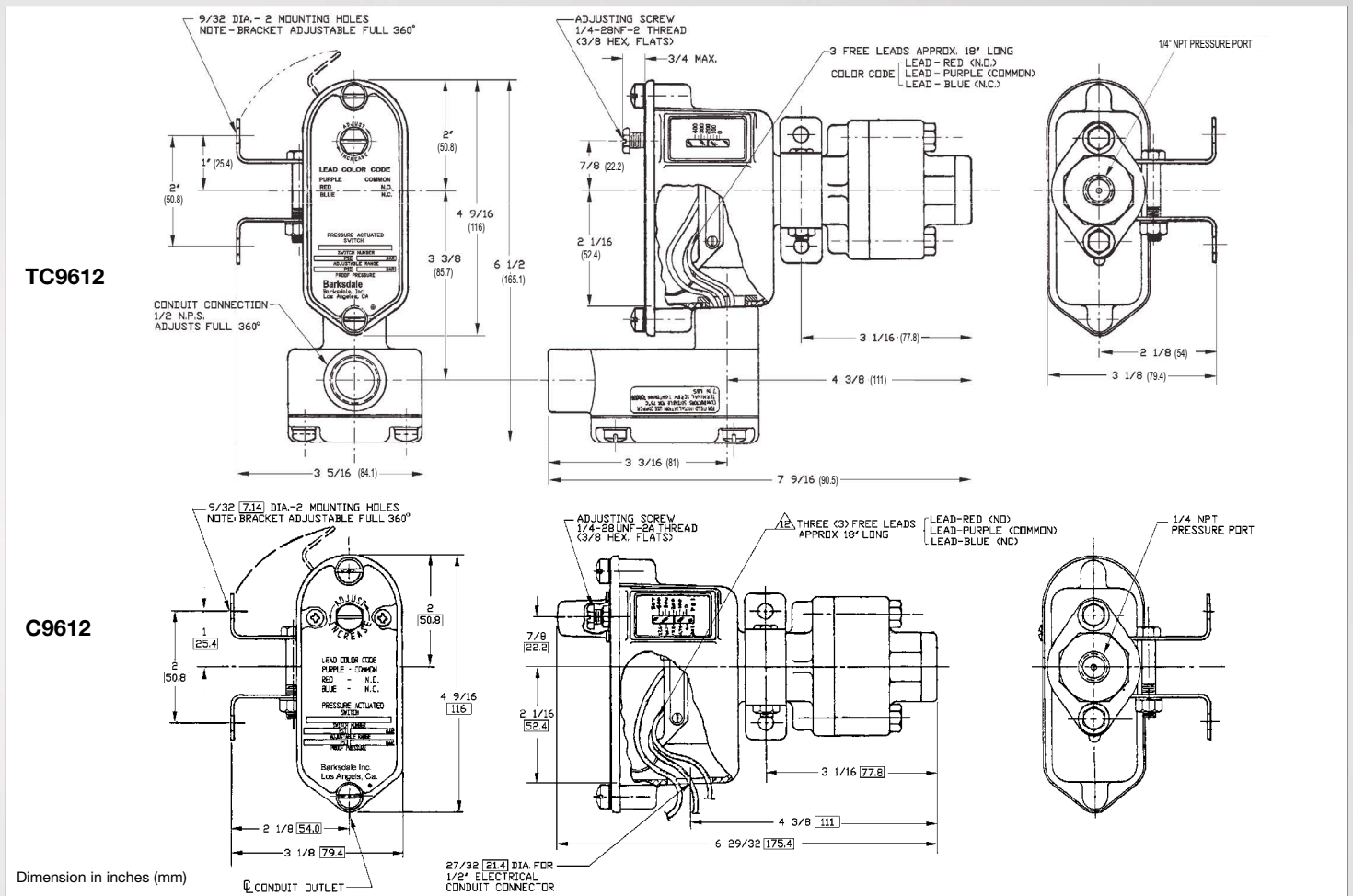
Wiring Diagram



Visual Indicating Sealed Piston Switch

Series C9612, C9622

Technical Drawing



Product Configurator

Example T C9612 -3 -V -Z1

*Highlighted options represents those most frequently used.
Select these common options for improved availability. (5/21)

T JIC Junction Box with Terminal Strip (Optional)

Base Model

C9612 Single Setpoint
C9622 Dual Setpoint

Pressure Range

| | Adjustable Range | | | | Approx. Deadband (Actuation Value) psi (bar) | Proof Pressure psi (bar) |
|-----------|------------------------|--------------|------------------------|--------------|--|--------------------------------|
| | Decreasing - psi (bar) | | Increasing - psi (bar) | | | |
| | Min | Max | Min | Max | | |
| -0 | 15 (1.0) | 170 (11.6) | 18 (1.2) | 200 (13.6) | 3 - 30 (0.2 - 2.0) | 3000 (204.1) |
| -1 | 35 (2.4) | 340 (23.1) | 40 (2.7) | 400 (27.2) | 5 - 60 (0.3 - 4.1) | 3000 (204.1) |
| -2 | 125 (8.5) | 1360 (92.5) | 135 (9.2) | 1500 (102.0) | 10 - 140 (0.7 - 9.5) | 7000 (476.2) |
| -3 | 250 (17.0) | 2650 (180.3) | 280 (19.0) | 3000 (204.1) | 30 - 350 (2.0 - 23.8) | 7000 (476.2) |

Options

| | |
|------------|-----------------------------------|
| -Z | Without mounting bracket |
| -Z1 | Cleaned for Oxygen Service |
| -CS | CSA Approval |
| -Wxxx | Extra wire length |
| -Sxxx | Factory pre-set (consult factory) |

O-Ring

| | |
|--------------|---------------------------------|
| Blank | Buna-N (standard) |
| -E | Ethylene Propylene (EPR) O-ring |
| -V | Viton® O-ring |